

# Exclude Routes from Redistributing into OMP

## Contents

[Introduction](#)

[Prerequisites](#)

[Requirements](#)

[Components Used](#)

[Configurations](#)

[Localized Policy + CLI Add-On Template](#)

[CLI Add-On Template](#)

[Centralized Control Policy](#)

[Verification](#)

[Localized policy + CLI Add on Template](#)

[CLI Add-On Template](#)

[Centralized Control Policy](#)

[Related Information](#)

## Introduction

This document describes how to exclude unwanted routes from being redistributed into Overlay Management Protocol (OMP).

## Prerequisites

## Requirements

Cisco recommends knowledge of these topics:

- Cisco Software-Defined Wide Area Network (SD-WAN)
- Routing

## Components Used

The information in this document is based on these software and hardware versions:

- Cisco vManage version 20.6.5.2
- Cisco WAN Edge Router 17.6.3a

The information in this document was created from the devices in a specific lab environment. All of the devices used in this document started with a cleared (default) configuration. If your network is live, ensure that you understand the potential impact of any command.

## Configurations

By default Connected, Static, OSPF Inter Area as well OSPF Intra Area are redistributed into OMP.

## Localized Policy + CLI Add-On Template

In this use case, you do not want to redistribute one of the connected routes in vrf 1. By default all connected routes are redistributed into OMP, this use case helps filter a particular connected prefix.

### 1. Localized policy

Create a new Prefix list under custom options of Localized policy: Prefix is required to know which route needs to be redistributed.

[Localized Policy](#) > Define Lists

Select a list type on the left and start creating your groups of interest

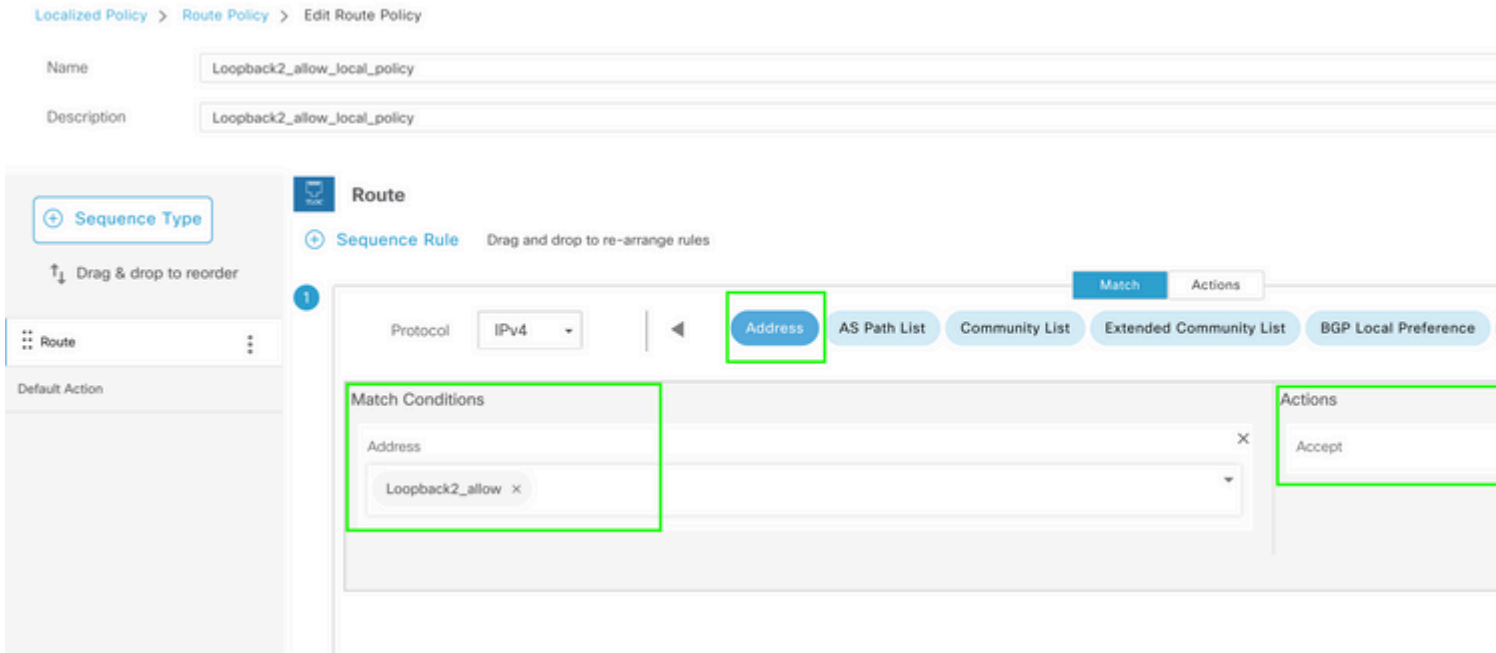
Name	Entries	Internet P
Loopback2_allow	192.168.50.2/32	IPv4

â€f

â€f

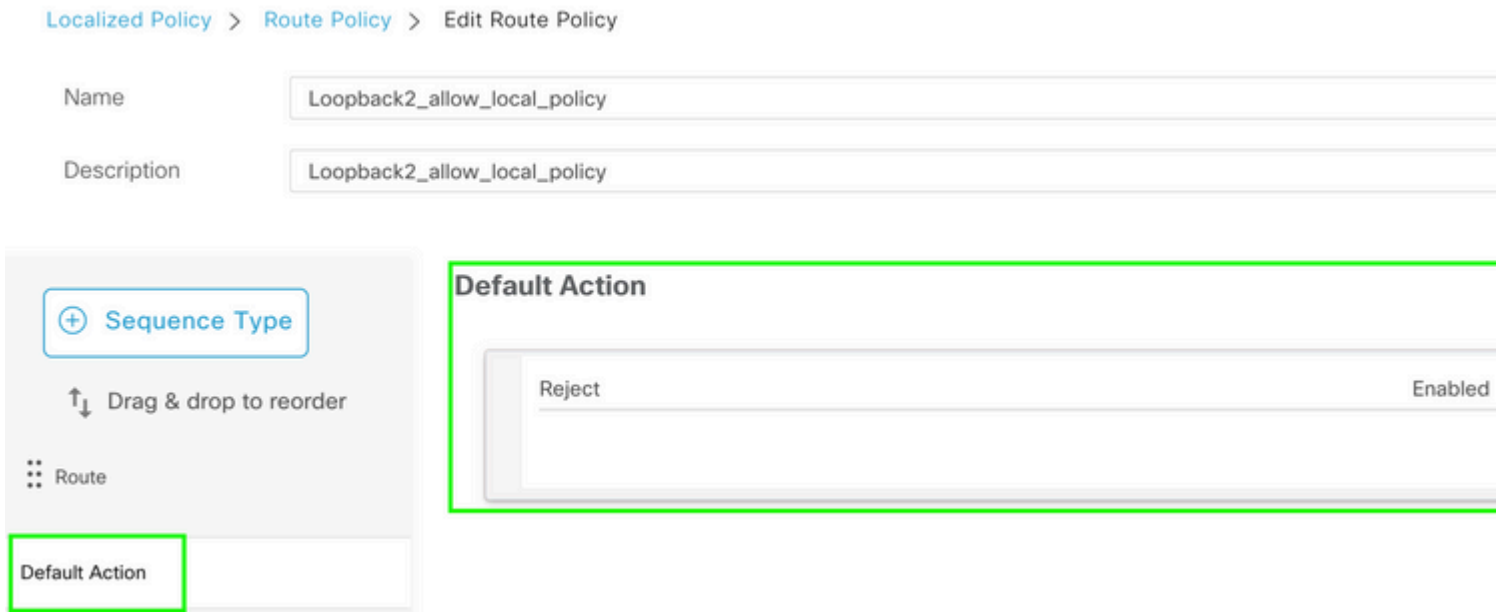
â€f

Create a route policy and apply it towards localized policy: Match the prefix created earlier and set action as **Accept**. Route policy is translated into route-map once it is pushed to WAN Edge device.



â€f

Default action must be **Reject** since the need is to redistribute the prefix that was created earlier.



â€f

â€f

Preview: This is how the configuration looks once localized policy is created.

# Policy Configuration Preview

```
policy
  route-policy Loopback2_allow_local_policy
    sequence 1
      match
        address Loopback2_allow
      !
      action accept
      !
      !
    default-action reject
  !
  lists
    prefix-list Loopback2_allow
      ip-prefix 192.168.50.2/32
    !
  !
  !
```

â€f

2. Use CLI Add-On Template.

Ensure to create a CLI Add-On template to map the route-map created earlier under OMP, since there is no option to map it under OMP feature template.

Device Type C1111X-8P

Template Name

C1111X-8P\_CLI

Description

C1111X-8P\_CLI

CLI add-on template is supported with IOS XE 17.2.1

### ✓ CLI CONFIGURATION

```
1 sdwan omp address-family ipv4 vrf 1
2 advertise connected route-map Loopback2_allow_local_policy
```

â€f

Attach the created localized policy and CLI Add-On Template to Device Template.

## Additional Templates

AppQoS	Choose...
Global Template *	C1111X-8P_Global <span>?</span>
Cisco Banner	Choose...
Cisco SNMP	Choose...
TrustSec	Choose...
CLI Add-On Template	C1111X-8P_CLI
Policy	route_map
Probes	Choose...
Security Policy	Choose...

## CLI Add-On Template

1. In this use case, you want to redistribute an OSPF Internal route and not an OSPF External route. By default, OSPF Internal routes are redistributed into OMP, this use case helps filter a particular OSPF prefix.

To limit only OSPF Internal routes on vrf 1 being redistributed to OMP, subject it to route-map, and define a route-map which matches on type OSPF internal. Route-map configuration is done via CLI Add-On template.

[Feature Template](#) > [Cli Add-On Template](#) > ASR1001-X\_CLI-Allow\_internal

Device Type ASR1001-X

Template Name ASR1001-X\_CLI-Allow\_internal

Description ASR1001-X\_CLI-Allow\_internal

CLI add-on template is supported with IO

### ▼ CLI CONFIGURATION

```
1 route-map internal_allow permit 10
2 match route-type internal
3 !
4 sdwan omp
5 address-family ipv4 vrf 1
6 advertise ospf route-map internal_allow external|
```

â€f



Attach CLI Add On Template to Device Template.

## Additional Templates

AppQoE

Choose... 

Global Template \*

ASR1001-X\_Global  

Cisco Banner

Choose... 

Cisco SNMP

Choose... 

TrustSec

Choose... 

CLI Add-On Template

ASR1001-X\_CLI\_Allow\_internal 

Policy

Choose... 

Probes

Choose... 

Security Policy

Choose... 

2. In this use case, you want to redistribute an OSPF External route and not an OSPF Internal route. By default, OSPF External routes are not redistributed into OMP, this use case helps filter a particular OSPF prefix.

To limit only OSPF external routes on vrf 1 being redistributed to OMP, subject it to route-map, and define a route-map which matches on type OSPF external. Route-map configuration is done via CLI Add-On template.



[Feature Template](#) > [Cli Add-On Template](#) > ASR1001-X\_CLI-Allow\_external

Device Type ASR1001-X

Template Name ASR1001-X\_CLI-Allow\_external

Description ASR1001-X\_CLI-Allow\_external

CLI add-on template is supported with IO


### ▼ CLI CONFIGURATION

```
1 route-map external_allow permit 10
2 match route-type external
3 !
4 sdwan omp
5 address-family ipv4 vrf 1
6 advertise ospf route-map external_allow external
```

â€f

Attach CLI Add On Template to Device Template.

## Additional Templates

AppQoE	<input type="text" value="Choose..."/>
Global Template *	<input type="text" value="ASR1001-X_Global"/> 
Cisco Banner	<input type="text" value="Choose..."/>
Cisco SNMP	<input type="text" value="Choose..."/>
TrustSec	<input type="text" value="Choose..."/>
CLI Add-On Template	<input type="text" value="ASR1001-X_CLI_Allow_external"/>
Policy	<input type="text" value="Choose..."/>
Probes	<input type="text" value="Choose..."/>
Security Policy	<input type="text" value="Choose..."/>

### Centralized Control Policy

1. In this use case, you want a specific route 192.168.50.2/32 not to be received on two destination sites with Site ID 10 and 100.

Create site list under custom options of Centralized Policy: Site list is needed to know on which sites route must not be received.

Select a list type on the left and start creating your groups of interest

Application

Color

Community

Data Prefix

Policer

Prefix

Site

App Probe Class

SLA Class

TLOC

VPN

[+ New Site List](#)

Name	Entries	Reference Count	Updated By	Last Updated
BRANCH	5, 10, 15, 20, 30, 35	2	admin	07 May 2023 2:51:18 PM CDT
HUB_DC_Site_50	50	2	admin	07 May 2023 2:49:52 PM CDT
HUB_DC_Site_40	40	0	admin	07 May 2023 2:50:04 PM CDT
test_route_map	100	2	admin	14 Jul 2023 2:17:15 PM CDT
Branch_Block_Traffic	10, 100	1	admin	15 Jul 2023 4:57:49 PM CDT

Create a new Prefix list under custom options of Centralized policy: Prefix is required to know which route does not need to be received.

â€f

â€f

Select a list type on the left and start creating your groups of interest

Application

Color

Community

Data Prefix

Policer

Prefix

Site

App Probe Class

SLA Class

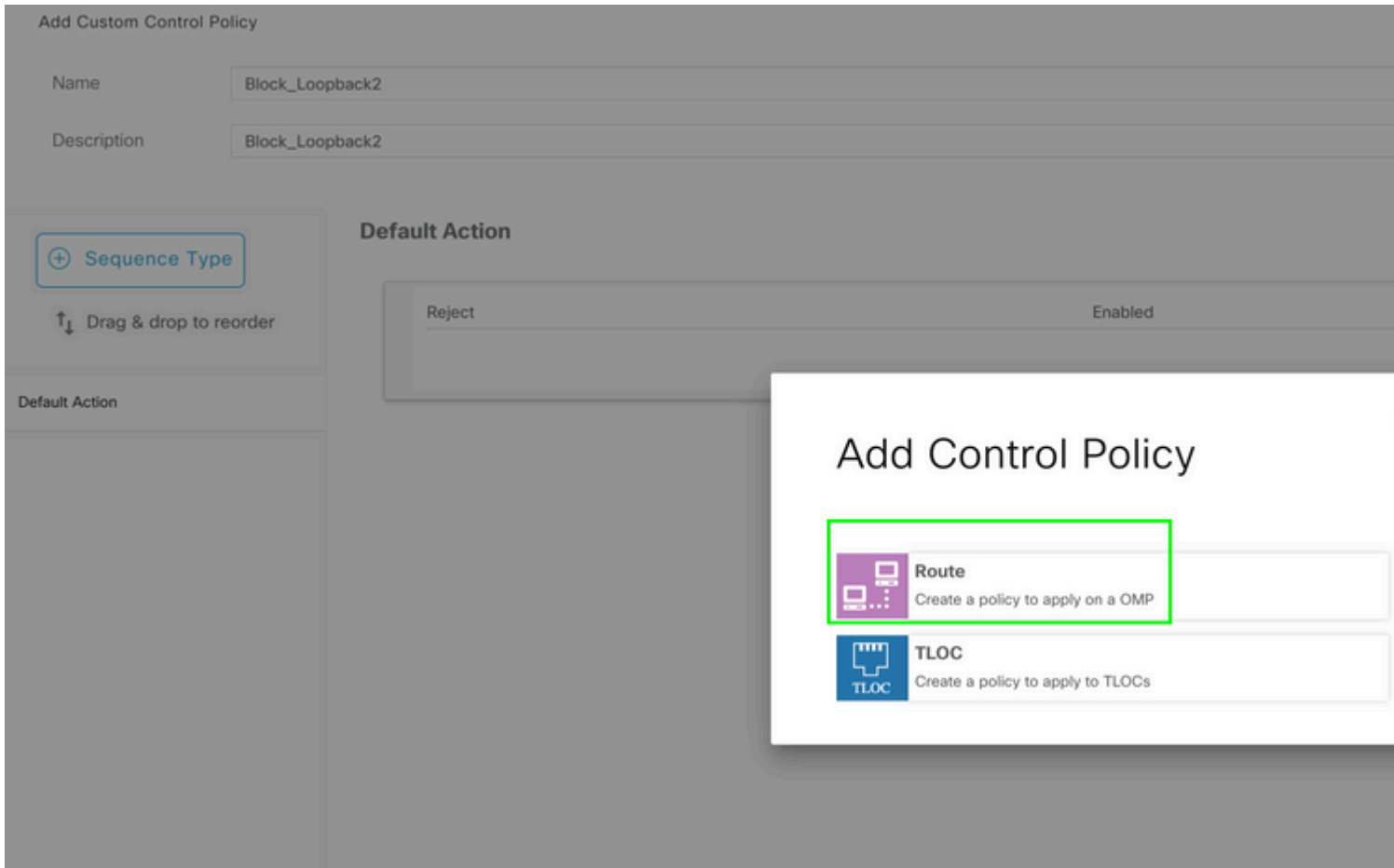
TLOC

VPN

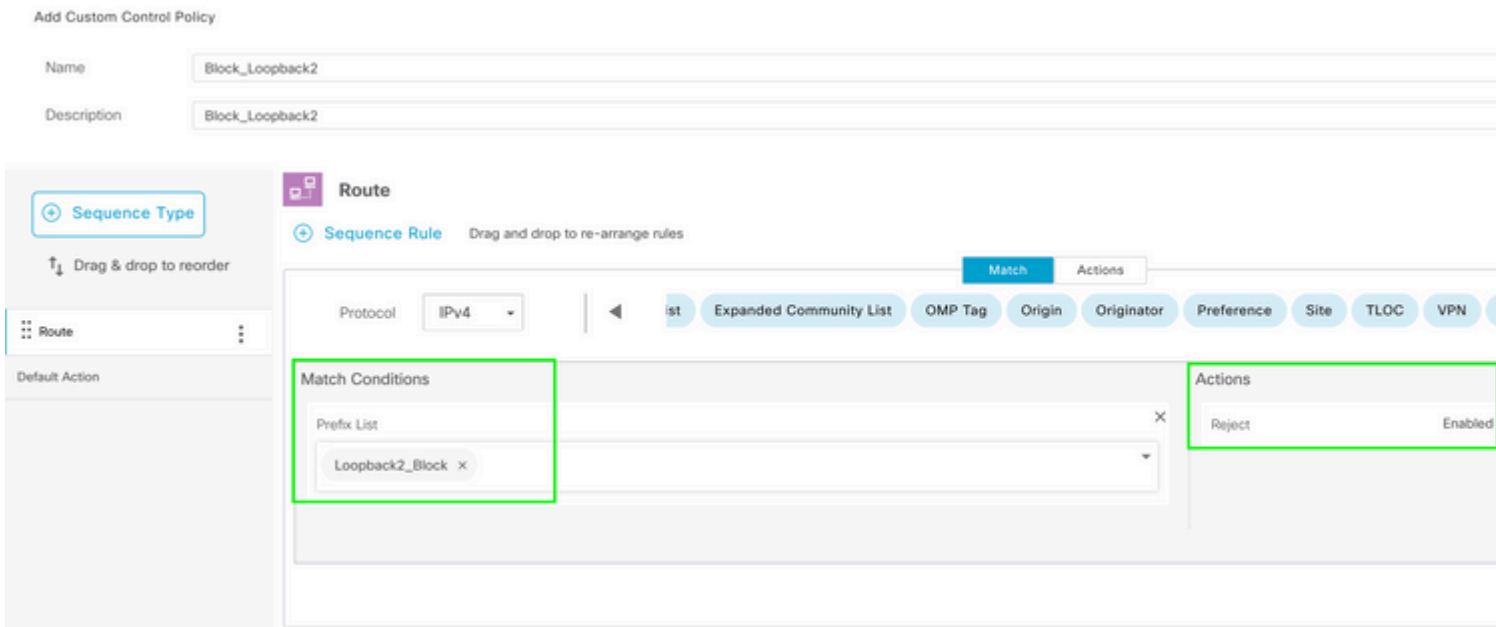
[+ New Prefix List](#)

Name	Entries	Internet Protocol	Reference Count	Updated By	Last Updated
Loopback2_allow	192.168.50.2/32	IPv4	2	admin	12 Jul 2023
Loopback2_Block	192.168.50.2/32	IPv4	1	admin	15 Jul 2023

Create a topology under custom options of centralized policy with custom control (Route & TLOC).



Create a route policy and apply it towards centralized policy: Match the prefix created earlier and set action as **Reject**.



â€f

Default action must be **Accept** since only one route is not supposed to be received.

### Add Custom Control Policy

Name

Description

[+ Sequence Type](#)

↑↓ Drag & drop to reorder

⋮ Route

Default Action

#### Default Action

Accept	Enabled
--------	---------

Need to apply this policy outbound for the given destination sites, since this direction is from vSmart perspective.

Centralized Policy > Add Policy

● Create Groups of Interest    ● Configure Topology and VPN Membership    ● Configure Traffic Rules    ● Apply Policies to Sites and VPNs

Add policies to sites and VPNs

Policy Name

Policy Description

Topology   Application-Aware Routing   Traffic Data   Cflowd

### Block\_Loopback2

[+ New Site List](#)

Direction	Site List	Action
out	Branch_Block_Traffic	<a href="#">✎</a> <a href="#">🗑</a>

â€f

â€f

Preview: This is how the configuration looks once centralized policy is created.

Config Preview

Config Diff

---

```
viptela-policy:policy
control-policy Block_Loopback2
  sequence 1
  match route
    prefix-list Loopback2_Block
  !
  action reject
  !
  !
  default-action accept
!
lists
  prefix-list Loopback2_Block
  ip-prefix 192.168.50.2/32
  !
  site-list Branch_Block_Traffic
  site-id 10
  site-id 100
  !
!
!
apply-policy
  site-list Branch_Block_Traffic
  control-policy Block_Loopback2 out
```

Generating output, this might take time, please wait ...

Code:

C -> chosen  
I -> installed  
Red -> redistributed  
Rej -> rejected  
L -> looped  
R -> resolved  
S -> stale  
Ext -> extranet  
Inv -> invalid  
Stg -> staged  
IA -> On-demand inactive  
U -> TLOC unresolved

VPN	PREFIX	FROM PEER	PATH		ATTRIBUTE				COLOR
			ID	LABEL	STATUS	TYPE	TLOC IP		
1	0.0.0.0/0	10.10.10.2	123	1004	C,I,R	installed	10.10.10.60	biz-in	
1	172.20.0.0/24	10.10.10.2	124	1003	C,I,R	installed	10.10.10.65	biz-in	
1	192.168.40.2/32	0.0.0.0	68	1004	C,Red,R	installed	10.10.10.40	biz-in	
1	192.168.50.2/32	0.0.0.0	68	1004	C,Red,R	installed	10.10.10.40	biz-in	

cEdge\_Site40#

Connected routes are in RIB.

cEdge\_Site40#show ip route vrf 1

Routing Table: 1

Codes: L - local, C - connected, S - static, R - RIP, M - mobile, B - BGP  
D - EIGRP, EX - EIGRP external, O - OSPF, IA - OSPF inter area  
N1 - OSPF NSSA external type 1, N2 - OSPF NSSA external type 2  
E1 - OSPF external type 1, E2 - OSPF external type 2, m - OMP  
n - NAT, Ni - NAT inside, No - NAT outside, Nd - NAT DIA  
i - IS-IS, su - IS-IS summary, L1 - IS-IS level-1, L2 - IS-IS level-2  
ia - IS-IS inter area, \* - candidate default, U - per-user static route  
H - NHRP, G - NHRP registered, g - NHRP registration summary  
o - ODR, P - periodic downloaded static route, l - LISP  
a - application route  
+ - replicated route, % - next hop override, p - overrides from PfR  
& - replicated local route overrides by connected

Gateway of last resort is 10.10.10.60 to network 0.0.0.0

m\* 0.0.0.0/0 [251/0] via 10.10.10.60, 20:25:46, Sdwan-system-intf  
172.20.0.0/24 is subnetted, 1 subnets  
m 172.20.0.0 [251/0] via 10.10.10.65, 20:25:46, Sdwan-system-intf  
192.168.40.0/32 is subnetted, 1 subnets  
C 192.168.40.2 is directly connected, Loopback1  
192.168.50.0/32 is subnetted, 1 subnets  
C 192.168.50.2 is directly connected, Loopback2

cEdge\_Site40#

With **show ip protocols vrf 1** command, you can check which routes are by default redistributed into OMP.

```
cEdge_Site40#show ip protocols vrf 1
*** IP Routing is NSF aware ***
```

```
Routing Protocol is "omp"
  Sending updates every 0 seconds
  Invalid after 0 seconds, hold down 0, flushed after 0
  Outgoing update filter list for all interfaces is not set
  Incoming update filter list for all interfaces is not set
  Redistributing: connected, static, nat-route
                  ospf 1 (internal)
  Maximum path: 32
  Routing for Networks:
  Routing Information Sources:
    Gateway         Distance      Last Update
  Distance: (default is 251)
```

```
cEdge_Site40#
```

â€f

Here, 192.168.40.2 is not redistributed to OMP, after device template is pushed successfully. Since 192.168.50.2 is only allowed as part of the localized policy.

```
cEdge_Site40#show sdwan omp routes
Generating output, this might take time, please wait ...
```

```
Code:
```

```
C -> chosen
I -> installed
Red -> redistributed
Rej -> rejected
L -> looped
R -> resolved
S -> stale
Ext -> extranet
Inv -> invalid
Stg -> staged
IA -> On-demand inactive
U -> TLOC unresolved
```

VPN	PREFIX	FROM PEER	PATH		STATUS	ATTRIBUTE		
			ID	LABEL		TYPE	TLOC IP	COLOR
1	0.0.0.0/0	10.10.10.2	123	1004	C,I,R	installed	10.10.10.60	biz-in
1	172.20.0.0/24	10.10.10.2	124	1003	C,I,R	installed	10.10.10.65	biz-in
1	192.168.50.2/32	0.0.0.0	68	1004	C,Red,R	installed	10.10.10.40	biz-in

```
cEdge_Site40#
```

â€f



Next output captures vrf 1 routing table and 192.168.40.2 is in RIB.

```
cEdge_Site40#show ip route vrf 1
```

```
Routing Table: 1
```

```
Codes: L - local, C - connected, S - static, R - RIP, M - mobile, B - BGP
       D - EIGRP, EX - EIGRP external, O - OSPF, IA - OSPF inter area
       N1 - OSPF NSSA external type 1, N2 - OSPF NSSA external type 2
       E1 - OSPF external type 1, E2 - OSPF external type 2, m - OMP
       n - NAT, Ni - NAT inside, No - NAT outside, Nd - NAT DIA
       i - IS-IS, su - IS-IS summary, L1 - IS-IS level-1, L2 - IS-IS level-2
       ia - IS-IS inter area, * - candidate default, U - per-user static route
       H - NHRP, G - NHRP registered, g - NHRP registration summary
       o - ODR, P - periodic downloaded static route, l - LISP
       a - application route
       + - replicated route, % - next hop override, p - overrides from PfR
       & - replicated local route overrides by connected
```

```
Gateway of last resort is 10.10.10.60 to network 0.0.0.0
```

```
m*  0.0.0.0/0 [251/0] via 10.10.10.60, 00:09:43, Sdwan-system-intf
    172.20.0.0/24 is subnetted, 1 subnets
m    172.20.0.0 [251/0] via 10.10.10.65, 00:09:43, Sdwan-system-intf
    192.168.40.0/32 is subnetted, 1 subnets
C    192.168.40.2 is directly connected, Loopback1
    192.168.50.0/32 is subnetted, 1 subnets
C    192.168.50.2 is directly connected, Loopback2
```

```
cEdge_Site40#
```

â€f

## CLI Add-On Template

Per current configuration, both OSPF External and Internal routes are redistributed into OMP.

```
cEdge_ospf#show sdwan omp routes 192.168.60.0/24
```

```
Code:
```

```
C -> chosen
I -> installed
Red -> redistributed
Rej -> rejected
L -> looped
R -> resolved
S -> stale
Ext -> extranet
Inv -> invalid
Stg -> staged
IA -> On-demand inactive
U -> TLOC unresolved
```

VPN	PREFIX	FROM PEER	PATH	ID	LABEL	STATUS	TYPE	TLOC IP	COLOR
1	192.168.60.0/24	0.0.0.0		75	1003	C,Red,R	installed	10.10.10.100	gold

```
cEdge_ospf#show sdwan omp routes 172.16.16.0/24
```

```
Code:
```

```
C -> chosen  
I -> installed  
Red -> redistributed  
Rej -> rejected  
L -> looped  
R -> resolved  
S -> stale  
Ext -> extranet  
Inv -> invalid  
Stg -> staged  
IA -> On-demand inactive  
U -> TLOC unresolved
```

VPN	PREFIX	FROM PEER	PATH		ATTRIBUTE			
			ID	LABEL	STATUS	TYPE	TLOC IP	COLOR
1	172.16.16.0/24	0.0.0.0	75	1003	C,Red,R	installed	10.10.10.100	gold

```
cEdge_ospf#
```

Next output captures vrf 1 ospf routing table and both OSPF External and Internal route is in RIB.

```
cEdge_ospf#show ip route vrf 1 ospf
```

```
Routing Table: 1
```

```
Codes: L - local, C - connected, S - static, R - RIP, M - mobile, B - BGP  
D - EIGRP, EX - EIGRP external, O - OSPF, IA - OSPF inter area  
N1 - OSPF NSSA external type 1, N2 - OSPF NSSA external type 2  
E1 - OSPF external type 1, E2 - OSPF external type 2, m - OMP  
n - NAT, Ni - NAT inside, No - NAT outside, Nd - NAT DIA  
i - IS-IS, su - IS-IS summary, L1 - IS-IS level-1, L2 - IS-IS level-2  
ia - IS-IS inter area, * - candidate default, U - per-user static route  
H - NHRP, G - NHRP registered, g - NHRP registration summary  
o - ODR, P - periodic downloaded static route, l - LISP  
a - application route  
+ - replicated route, % - next hop override, p - overrides from PFR  
& - replicated local route overrides by connected
```

```
Gateway of last resort is 10.10.10.60 to network 0.0.0.0
```

```
172.16.0.0/24 is subnetted, 1 subnets
```

```
O E2 172.16.16.0 [110/20] via 192.168.70.3, 00:14:04, GigabitEthernet0/0/1  
O IA 192.168.60.0/24 [110/2] via 192.168.70.3, 01:07:51, GigabitEthernet0/0/1
```

```
cEdge_ospf#
```

â€f

1. After filtering with route-map to redistribute just internal routes, OSPF external route is no longer redistributed into OMP.

```
cEdge_ospf#show sdwan omp routes 172.16.16.0/24
```

% No such element exists.

cEdge\_ospf#show sdwan omp routes 192.168.60.0/24

Code:

C -> chosen  
I -> installed  
Red -> redistributed  
Rej -> rejected  
L -> looped  
R -> resolved  
S -> stale  
Ext -> extranet  
Inv -> invalid  
Stg -> staged  
IA -> On-demand inactive  
U -> TLOC unresolved

VPN	PREFIX	FROM PEER	PATH		ATTRIBUTE				COLOR
			ID	LABEL	STATUS	TYPE	TLOC IP		
1	192.168.60.0/24	0.0.0.0	75	1003	C,Red,R	installed	10.10.10.100	gold	

cEdge\_ospf

Next output captures vrf 1 ospf routing table and both OSPF External and Internal route is in RIB.

cEdge\_ospf#show ip route vrf 1 ospf

Routing Table: 1

Codes: L - local, C - connected, S - static, R - RIP, M - mobile, B - BGP  
D - EIGRP, EX - EIGRP external, O - OSPF, IA - OSPF inter area  
N1 - OSPF NSSA external type 1, N2 - OSPF NSSA external type 2  
E1 - OSPF external type 1, E2 - OSPF external type 2, m - OMP  
n - NAT, Ni - NAT inside, No - NAT outside, Nd - NAT DIA  
i - IS-IS, su - IS-IS summary, L1 - IS-IS level-1, L2 - IS-IS level-2  
ia - IS-IS inter area, \* - candidate default, U - per-user static route  
H - NHRP, G - NHRP registered, g - NHRP registration summary  
o - ODR, P - periodic downloaded static route, l - LISP  
a - application route  
+ - replicated route, % - next hop override, p - overrides from PfR  
& - replicated local route overrides by connected

Gateway of last resort is 10.10.10.60 to network 0.0.0.0

172.16.0.0/24 is subnetted, 1 subnets

O E2 172.16.16.0 [110/20] via 192.168.70.3, 00:09:12, GigabitEthernet0/0/1  
O IA 192.168.60.0/24 [110/2] via 192.168.70.3, 01:02:59, GigabitEthernet0/0/1

cEdge\_ospf#

2. After filtering with route-map to redistribute just external routes, OSPF internal route is no longer redistributed into OMP.

cEdge\_ospf#show sdwan omp routes 192.168.60.0/24

% No such element exists.

cEdge\_ospf#show sdwan omp routes 172.16.16.0/24

Code:

C -> chosen  
I -> installed  
Red -> redistributed  
Rej -> rejected  
L -> looped  
R -> resolved  
S -> stale  
Ext -> extranet  
Inv -> invalid  
Stg -> staged  
IA -> On-demand inactive  
U -> TLOC unresolved

VPN	PREFIX	FROM PEER	PATH		ATTRIBUTE				COLOR
			ID	LABEL	STATUS	TYPE	TLOC IP		
1	172.16.16.0/24	0.0.0.0	75	1003	C,Red,R	installed	10.10.10.100	gold	

cEdge\_ospf#

Next output captures vrf 1 OSPF routing table and both OSPF External and Internal route is in RIB.

cEdge\_ospf#show ip route vrf 1 ospf

Routing Table: 1

Codes: L - local, C - connected, S - static, R - RIP, M - mobile, B - BGP  
D - EIGRP, EX - EIGRP external, O - OSPF, IA - OSPF inter area  
N1 - OSPF NSSA external type 1, N2 - OSPF NSSA external type 2  
E1 - OSPF external type 1, E2 - OSPF external type 2, m - OMP  
n - NAT, Ni - NAT inside, No - NAT outside, Nd - NAT DIA  
i - IS-IS, su - IS-IS summary, L1 - IS-IS level-1, L2 - IS-IS level-2  
ia - IS-IS inter area, \* - candidate default, U - per-user static route  
H - NHRP, G - NHRP registered, g - NHRP registration summary  
o - ODR, P - periodic downloaded static route, l - LISP  
a - application route  
+ - replicated route, % - next hop override, p - overrides from PFR  
& - replicated local route overrides by connected

Gateway of last resort is 10.10.10.60 to network 0.0.0.0

172.16.0.0/24 is subnetted, 1 subnets

O E2 172.16.16.0 [110/20] via 192.168.70.3, 00:02:16, GigabitEthernet0/0/1  
O IA 192.168.60.0/24 [110/2] via 192.168.70.3, 00:56:03, GigabitEthernet0/0/1

cEdge\_ospf#

## Centralized Control Policy

By default, all connected routes are redistributed in OMP from Site 40 (Focus on 192.168.50.2/32).

```
cEdge_Site40#show sdwan running-config | i site
site-id          40
```

```
cEdge_Site40#show sdwan omp routes 192.168.50.2/32
```

```
Code:
```

```
C -> chosen
I -> installed
Red -> redistributed
Rej -> rejected
L -> looped
R -> resolved
S -> stale
Ext -> extranet
Inv -> invalid
Stg -> staged
IA -> On-demand inactive
U -> TLOC unresolved
```

VPN	PREFIX	FROM PEER	PATH		ATTRIBUTE			
			ID	LABEL	STATUS	TYPE	TLOC IP	COLOR
1	192.168.50.2/32	0.0.0.0	68	1004	C,Red,R	installed	10.10.10.40	biz-in

```
cEdge_Site40#
```

â€f

Site 10 and Site 100 receive the route from OMP.

```
cEdge_Site10#show sdwan running-config | i site
site-id          10
```

```
cEdge_Site10#show sdwan omp routes 192.168.50.2/32
```

```
Code:
```

```
C -> chosen
I -> installed
Red -> redistributed
Rej -> rejected
L -> looped
R -> resolved
S -> stale
Ext -> extranet
Inv -> invalid
Stg -> staged
IA -> On-demand inactive
U -> TLOC unresolved
```

VPN	PREFIX	FROM PEER	PATH		ATTRIBUTE			
			ID	LABEL	STATUS	TYPE	TLOC IP	COLOR
1	192.168.50.2/32	10.10.10.2	32	1004	C,I,R	installed	10.10.10.40	biz-in

```
cEdge_Site10#
```

â€f

```
cEdge_ospf#show sdwan running-config | i site
site-id          100
```

```
cEdge_ospf#show sdwan omp routes 192.168.50.2/32
Code:
```

```
C -> chosen
I -> installed
Red -> redistributed
Rej -> rejected
L -> looped
R -> resolved
S -> stale
Ext -> extranet
Inv -> invalid
Stg -> staged
IA -> On-demand inactive
U -> TLOC unresolved
```

VPN	PREFIX	FROM PEER	PATH		ATTRIBUTE				COLOR
			ID	LABEL	STATUS	TYPE	TLOC IP		
1	192.168.50.2/32	10.10.10.2	73	1004	C,I,R	installed	10.10.10.40	biz-in	

```
cEdge_ospf#
```

1. After centralized policy is pushed to vSmart, Site 40 is still redistributing 192.168.50.2 into OMP and vSmart is receiving it.

```
cEdge_Site40#show sdwan running-config | i site
site-id          40
```

```
cEdge_Site40#show sdwan omp routes 192.168.50.2/32
Generating output, this might take time, please wait ...
```

```
Code:
C -> chosen
I -> installed
Red -> redistributed
Rej -> rejected
L -> looped
R -> resolved
S -> stale
Ext -> extranet
Inv -> invalid
Stg -> staged
IA -> On-demand inactive
U -> TLOC unresolved
```

VPN	PREFIX	FROM PEER	PATH		ATTRIBUTE				COLOR
			ID	LABEL	STATUS	TYPE	TLOC IP		
1	192.168.50.2/32	0.0.0.0	68	1004	C,Red,R	installed	10.10.10.40	biz-in	

```
cEdge_Site40#
```

```
rcdn_lab_vSmart# show omp routes 192.168.50.2/32
```

Code:

C -> chosen  
I -> installed  
Red -> redistributed  
Rej -> rejected  
L -> looped  
R -> resolved  
S -> stale  
Ext -> extranet  
Inv -> invalid  
Stg -> staged  
IA -> On-demand inactive  
U -> TLOC unresolved

VPN	PREFIX	FROM PEER	PATH		STATUS	ATTRIBUTE		
			ID	LABEL		TYPE	TLOC IP	COLOR
1	192.168.50.2/32	10.10.10.40	68	1004	C,R	installed	10.10.10.40	biz-in

rcdn\_lab\_vSmart#

However, Site 10 and 100 do not receive that particular route.

```
cEdge_Site10#show sdwan running-config | i site
site-id          10
```

```
cEdge_Site10#show sdwan omp routes 192.168.50.2/32
% No such element exists.
```

cEdge\_Site10#

```
cEdge_ospf#show sdwan running-config | i site
site-id          100
```

```
cEdge_ospf#show sdwan omp routes 192.168.50.2/32
% No such element exists.
```

cEdge\_ospf#

â€f

2. After centralized policy is pushed to vSmart, Site 40 is still redistributing 192.168.50.2 into OMP, but vSmart is rejecting it, making it invalid.

```
rcdn_lab_vSmart# show omp routes 192.168.50.2/32
```

Code:

C -> chosen  
I -> installed  
Red -> redistributed  
Rej -> rejected  
L -> looped  
R -> resolved  
S -> stale

Ext -> extranet  
Inv -> invalid  
Stg -> staged  
IA -> On-demand inactive  
U -> TLOC unresolved

VPN	PREFIX	FROM PEER	PATH		ATTRIBUTE			
			ID	LABEL	STATUS	TYPE	TLOC IP	COLOR
1	192.168.50.2/32	10.10.10.40	68	1004	Rej,R,Inv	installed	10.10.10.40	biz-in

rcdn\_lab\_vSmart#

â€f

Site 10 and 100 do not receive that particular route.

```
cEdge_Site10#show sdwan running-config | i site  
site-id 10
```

```
cEdge_Site10#show sdwan omp routes 192.168.50.2/32  
% No such element exists.
```

```
cEdge_Site10#
```

```
cEdge_ospf#show sdwan running-config | i site  
site-id 100
```

```
cEdge_ospf#show sdwan omp routes 192.168.50.2/32  
% No such element exists.
```

```
cEdge_ospf#
```

## Related Information

- [Cisco Technical Support & Downloads](#)