



# Content Management – Security

(User On-boarding)

08-01-2018

# Content

- Onboarding Process –Security Partners

# Manufacturing Partners On-boarding Process

## Step Process

- Step 1: Register, if you don't have an existing account, with 2 approvals needed
- Step 2: Request SC Content Management Security Partner Audit Owner Role via ART (Access Request Tool), with 1 approval needed

# Access Policy Highlights

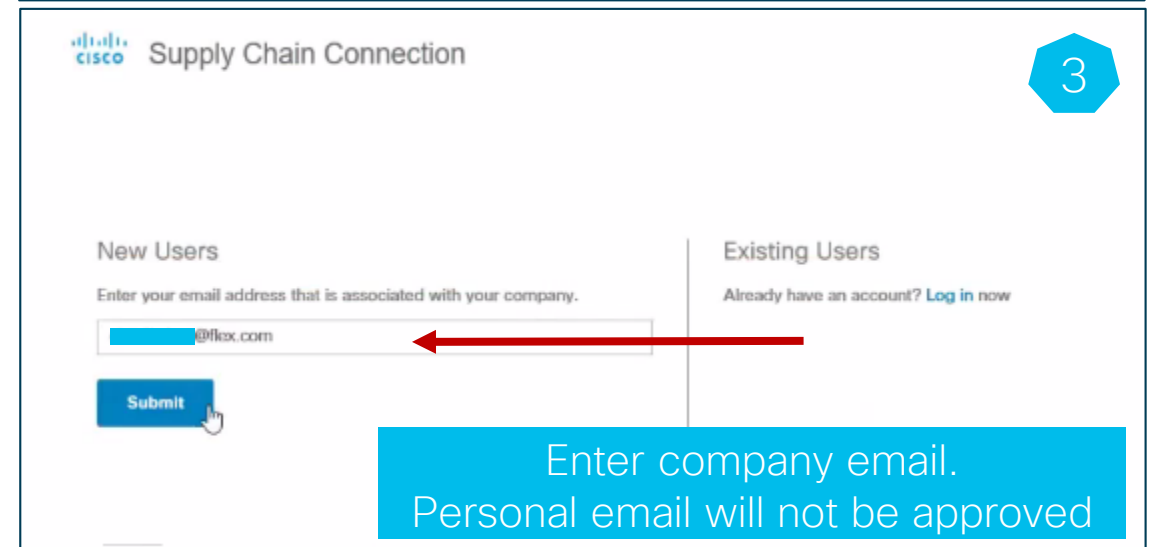
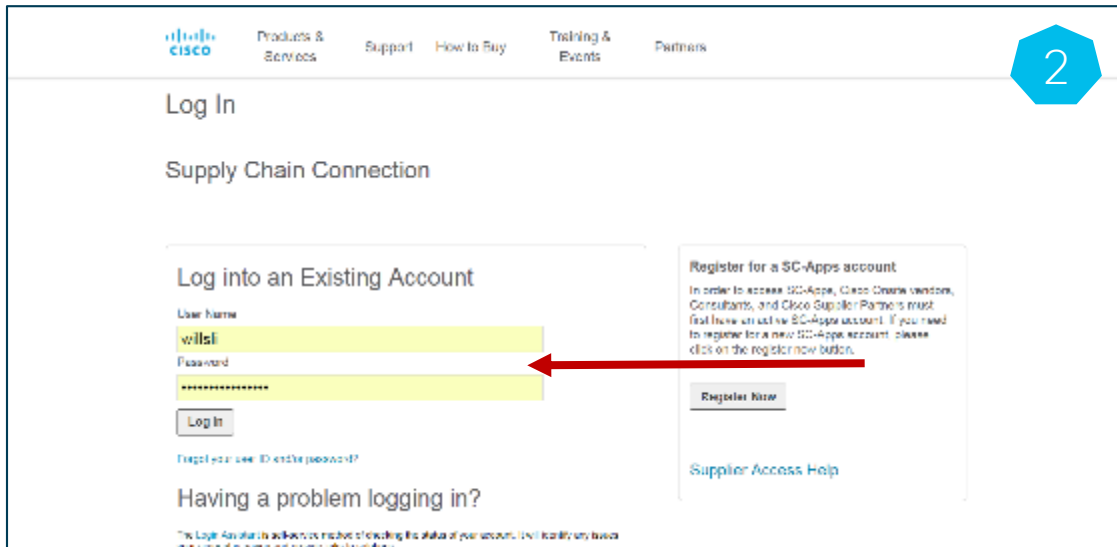
- All new users to SC apps being migrated to **CEPM/XGen IAM** are required to request role/s via Global Access Request Tool (ART). Upon approval, user will be given access to SC Connection
- **SC Connection** is a one-stop-shop for all things Supply Chain. SC Connection is a dynamic website enabling role access & management, accessing apps, instant broadcasting, viewing news and other documents. This is designed for both internal users (Cisco employees & red badge contractors) and external users (Cisco Partners/Manufacturers/Suppliers)
- **External User.** New to SC apps, an external user is required to first register through **Enterprise Onboarding** (with a CCO login). This will ensure user's valid company information. Once onboarded, the user can request roles to access SC apps
- **Internal User.** Go to ART directly
- Reference Link: <https://cisco.jiveon.com/docs/DOC-1718043>

# Process Briefing

1. Use your company email to complete Supply Chain Connections registration process through [supplychain.cisco.com](https://supplychain.cisco.com)
2. It is required to Activate your Cisco Account from email notification link
3. Registration is subjected to approval which may take some time
4. Request can be checked through ART (<https://edsart.cloudapps.cisco.com>)
5. Once registration approval obtained,
6. Request “Security Partner Audit Owner” role in ART
7. Request is subjected to approval from Approvers

# Step 1 – Register to Supply Chain Connection (supplychain.cisco.com)

- New users are required to register with a valid company email before accessing Supply Chain Applications / Connection
- Existing user – Login used your previously registered User Name and Password
- New user – Register Today! by using company email. Personal email will not be approved



# Step 1 – Register *Cont.*

Supply Chain Connection

1 Company Association      2 Registration Information      3 Email Verification

Company Association

erica.pang@flex.com

Expand company tree and select one company node \*

- FLEXTRONICS INTERNATIONAL EUROPE BV
- FLEXTRONICS INTERNATIONAL POLAND SP ZOO
- FLEXTRONICS INTERNATIONAL TECNOLOGIA LTDA
- FLEXTRONICS INTERNATIONAL USA INC
- FLEXTRONICS INTERNATIONAL USA INC
- FLEXTRONICS LOGISTICS B V
- FLEXTRONICS TECHNOLOGY (PENANG) SDN BHD.
- FLEXTRONICS TELECOM SYSTEMS LTD
- FLEXTRONICS-RFQ
- POWER SYSTEMS-RFQ

4

Choose company name and associated sites – SEE NEXT 2 PAGES

Register

All fields are required to register for a Cisco Account.

First Name: [Redacted]

Last Name: [Redacted]

Company Name: [Redacted]

Company Email: erica.pang@flex.com

Company Phone: [Redacted]

Country: UNITED STATES

Company Type: FLEXTRONICS-RFQ

Industry: Manufacturing

Job Level: [Redacted]

Phone Number: [Redacted]

Address Line 1: TBD

Address Line 2: TBD

State/Province/Region: [Redacted]

City: [Redacted]

Zip: [Redacted]

Job Role: [Redacted]

What is your dream car? (3-20 characters): BMW

What is your father's first name? (3-20 characters): Chan

293526

293526 Try a new code

I would like to receive communications about products and offerings from Cisco and its family of companies. I understand that I can unsubscribe at any time.  
 Yes  No

I would like to receive communications from approved Cisco business partners about their products and offerings.  
 Yes  No

Register

5

Supply Chain Connection

1 Company Association      2 Registration Information      3 Email Verification

## Check Your Email

We sent an email to chuck.chan@flex.com with a link to activate your Cisco Account.  
Select the link in the email to complete your registration.

Need Help?

- If you do not see the email in your inbox, check your spam folder for an email from Cisco.
- If you need help or have any questions, email [web-help@cisco.com](mailto:web-help@cisco.com).

6

Write Forward View

## Activate Your Cisco Account

From: adminsupport@cisco.com  
Date: 2017-07-11 20:44

[Redacted]

Verify your email address to complete your Cisco Account registration.

[Activate your Cisco Account.](#)

If you did not request this email, contact Cisco Account Support at [web-help@cisco.com](mailto:web-help@cisco.com).

Need help? Email [web-help@cisco.com](mailto:web-help@cisco.com).

Cisco Account Support

7

Check your email, and click Activate your Cisco Account

# Company and Org – 1

- Access Management Dashboard
- Select proper Company name – refer to next page for suggestion
- The request will be routed to your own folks as PA (partner admin) for approval, as 1<sup>st</sup> approval
- Once PA approval done, the request will be routed to Cisco folks as PAM (Partner Manager) for approval, as 2<sup>nd</sup> one
- You will receive an email notification that your account has been successfully provisioned, once both approvals obtained



# Step 1 – Register *Cont.*

Setup SMS Notifications for Password Recovery

For your convenience, your mobile phone number can be used for security purposes, such as helping you get back into your account if you ever forget your password.

Recovery Phone:

+ 189 2699 7

Verify

Skip

Standard message and data rate may apply for any messages sent or received. Please contact your wireless provider to confirm possible charges.

Need Help? [Mobile Number Verification Help](#)

Optional – set up Recovery Phone

Wed 7/12/2017 1:23 PM  
noreply@cisco.com

Access Type Request: Your Approval is Required

To: #US - SJC Flex Mechanicals

Cc: [redacted]

Hello,

This email is to inform you that one of your direct reports has requested for an access type SCIAM,E2OPEN that requires your approval. (Notice: You can find the request in Completed Approvals page if it is approved/denied by other approver)

Request Id: 9673  
Access Type: SCIAM,E2OPEN  
Requester: [chuck.chan@flex.com](mailto:chuck.chan@flex.com)

Requester Justification: Auto Submitted Request

Please navigate to the following url to respond to <https://edsart.cloudapps.cisco.com/myapprovals>

Email notification that your request is pending approval

Access Request Tool

Welcome [redacted] | Log Out

Create Request | My Requests (1) | My Approvals

Pending Access Requests

Below are the access requests you've submitted that are awaiting approval.

Create Request

Status	Request ID	Requested Access
Pending	9673	

Check My Request in

View Request - 9673

Request ID: 9673  
Status: Pending  
Requested Access: SCIAM,E2OPEN  
Justification: Auto Submitted Request by screg  
Request Date: 2017-07-12 13:23 +0800  
Type: User Onboarding  
Pending Approvers: flex.mechanicals@flextronics.com

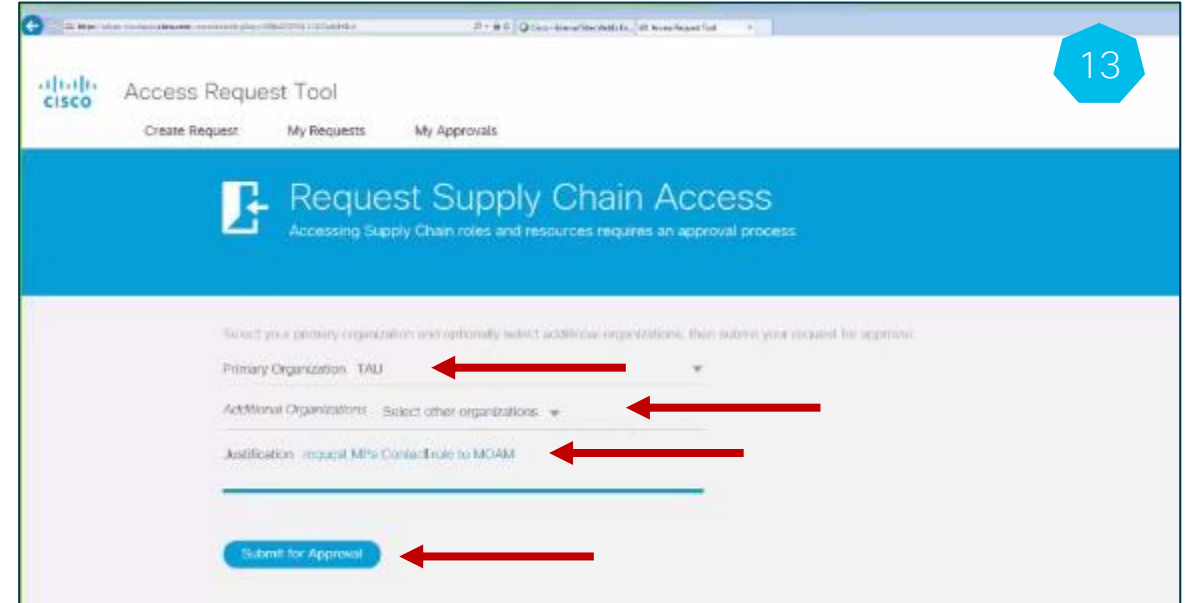
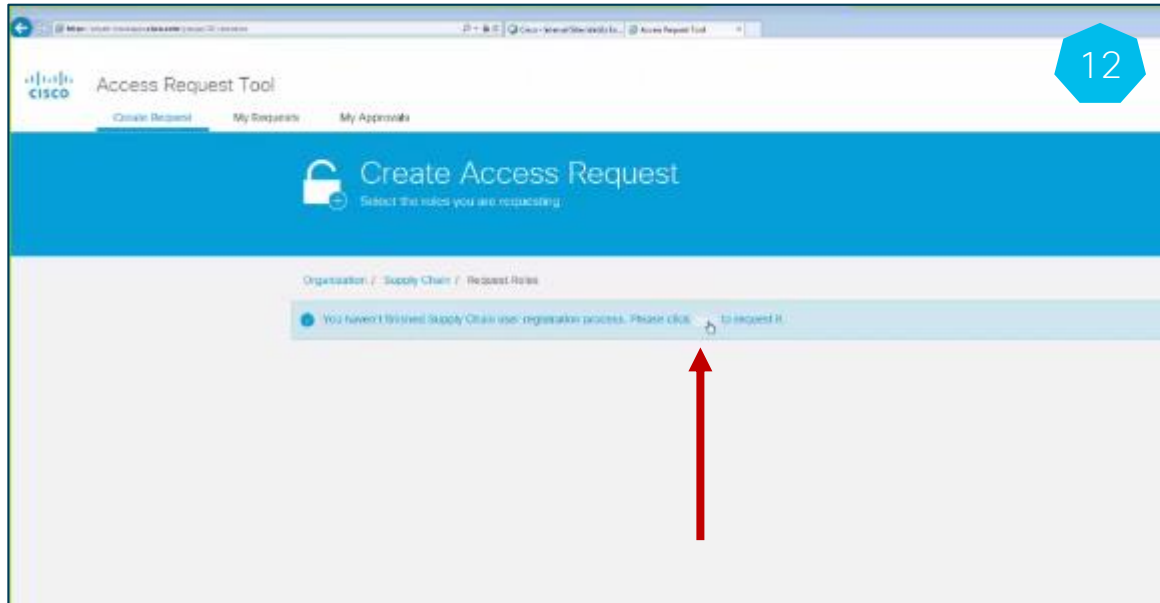
Approval History

Date	Action	Approver	Comment
------	--------	----------	---------

Cancel Request | Close

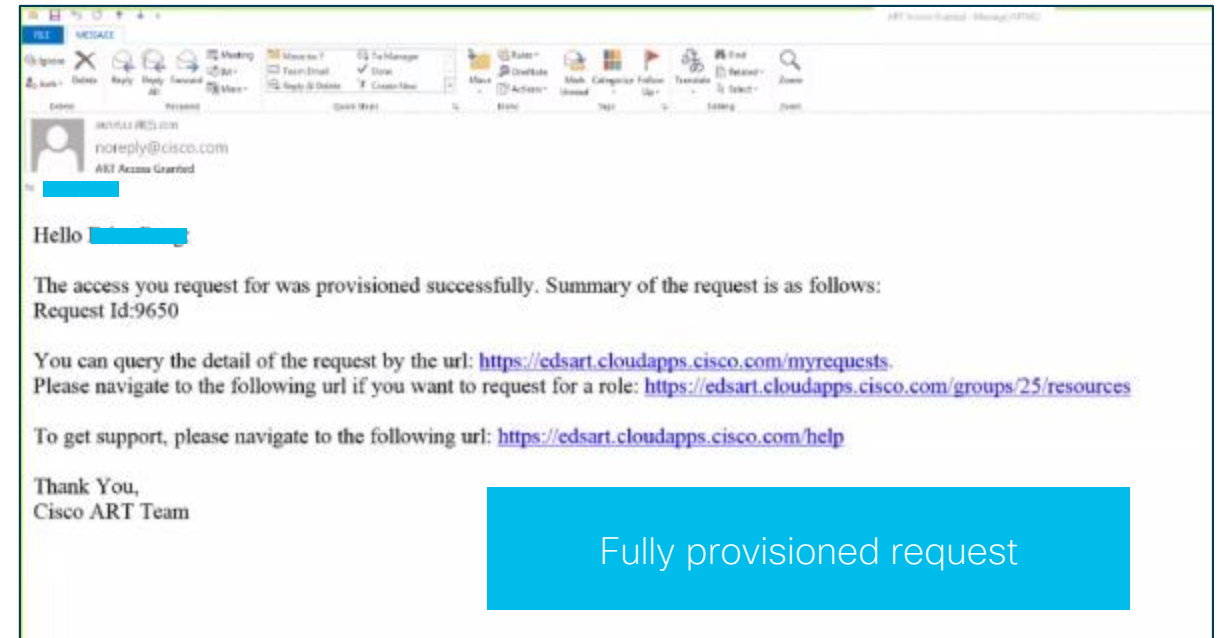
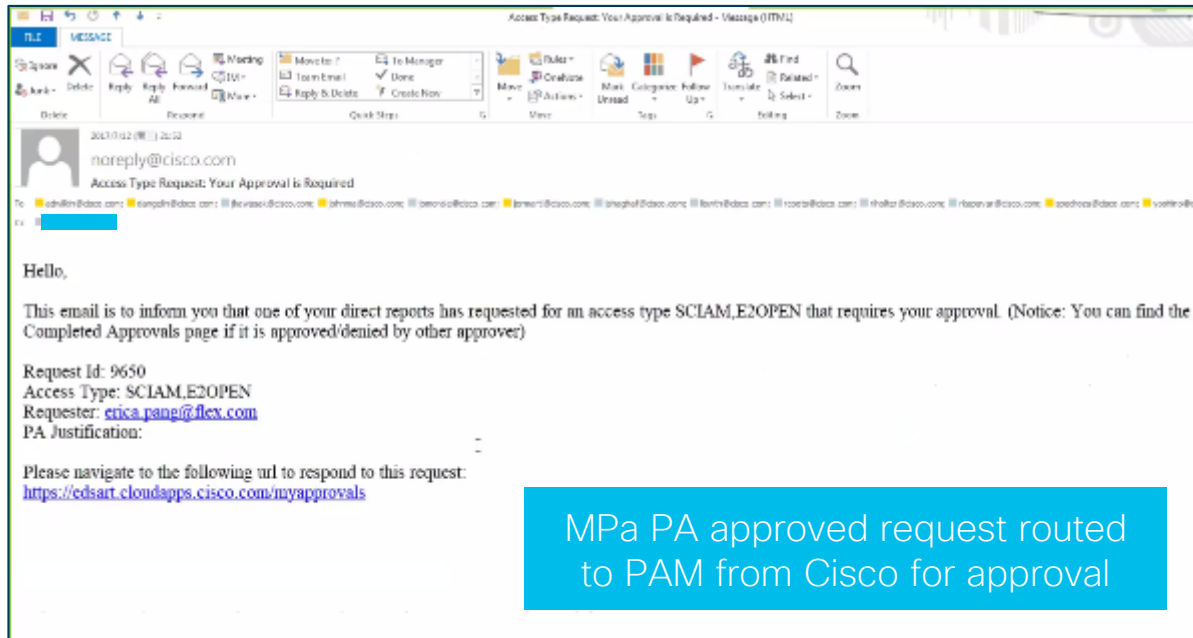
Approvers List

# Step 1 – Register *Cont.*



- 2 approvals are needed
  - First it will be approved by PA (Partner Admin from your own company) who is mapped into Access Management Dashboard tool
  - The PA approved request will be routed to PAM (Partner Manager from Cisco) for approval
- Check your email and follow up to get approval

# Email Notification Examples



# Step 2 – Request SC Content Management Access Via ART

- Link to ART

<https://edsart.cloudapps.cisco.com/groups/-1/subgroups>

- Request Supply Chain Content Management Role – Security Partner Audit Owner
  - Slide Request button to the right
  - Scroll up to the top and click “Submit for Approval”
  - Fill in Justification – min. 20 characters
  - Click “Submit for Approval” → Done

- Request will be reviewed and approved accordingly by

Thao Nguyen (maitnguy), Emmanuelle Crombez (ecrombez), Ravindra Raghuwanshi(raraghuw)

# Notes about External Role

- Security Partner Doc Owner (GMO)
  - Can acknowledge Audit plan
  - Can add exception to the Audit plan
  - Can accept the Audit plan
- Security Partner Audit Owner (GMO)
  - Can acknowledge the published Audit plan by Audit Owner
  - Can Add 'Audit Results' and Submit to Cisco approver for approval / re-approval.

# Step 2 - Request 'Security Partner Audit Owner' Role via ART

Access Request Tool

Welcome, Ankur Shevde | Log Out | Help

Create Request | Reports

## Create Access Request

Choose Your Organization

- Cisco Service
- Supply Chain
- Advanced Services
- BIA
- Cognitive Platforms
- Consumer
- HR Systems
- Marketing
- Legal
- WebEx
- Workplace Resources

1

Access Request Tool

Welcome, Ent

Create Request | My Requests | My Approvals

## Create Access Request

Next, choose the type of access you are requesting

Organization / Supply Chain

- Request Roles

Manage your account and check reports in Access Management

2

Access Request Tool

Welcome, Ankur Shevde | Log Out | Help

Create Request | My Requests | My Approvals | My Access | Reports

Organization / Supply Chain / Request Roles

Search

Role Descriptions | Submit for Approval...

- Component Partner
- Component Supplier
- Contract Manufacturer
- GSM
- Logistics
- Supply Chain Security (2 selected)

3

Access Request Tool

Welcome, MFG OPS PARTNER TEST | Log Out | Help

Create Request | My Requests | My Approvals | My Access | Reports

External users from suppliers working with our group

- MFG QC Partner Audit Owner (GMO) Request
- RoleExternalForSCITTest\_Agile\_MVP4 Request
- RoleForSCITTest\_X1Sourcing\_MVP4 Request
- Security Partner Audit Owner Request
- Security Partner Doc Owner Request
- Stakeholder(External) Request

This role applies to the following applications:  
Collab Supply Chain Doc And Audit Management

Security Partner Audit Owner

4

# Step 2 - Request 'Security Partner Audit Owner' Role via ART

Tool

Welcome [User] | Log Out | Help

## Create Access Request

of the roles you are requesting

Apply Chain / Request Roles

Submit for Approval...

Request Supplier

Manufacturer (1 selected)

User

Role for the AMP users who can view or update all data, metrics, reports published by BMW, or use BMW tool to run data

User

Request

Request

Backlog Management Workbench application

5

Access Request Tool

Welcome, MFG OPS PARTNER TEST | Log Out | Help

## Review and Submit for Approval

Review your access requests and enter a justification.

← Back

Note that you can add more requests and return to this page using the shopping cart icon at the top of this page.

Flow Name	Request Access	Description	Action
Request Roles	Security Partner Audit Owner		X Remove

Justification

Submit for Approval Cancel Requests

6

Access Request Tool

## Access Request Submitted

Your access request was submitted successfully

✓ Your access request was submitted successfully.

You will receive a confirmation email momentarily and another email when the request has been approved or denied.

View Pending Requests Start a New Request

7

ART Approval Pending - Message (4/1M)

noreply@cisico.com  
ART Approval Pending

To: [User]@cisico.com; [User]@cisico.com

Hi Ho King Kwong Chum, Longhua Li:

You have an access request from Eric Pang waiting to be approved. (Notice: You can find the request in Completed Approvals page if it is approved/denied by other approver)

Summary of the request is as follows:

1) RequestId: 9807.

You can approve it by this url: <https://edart.cloudapps.cisico.com/myapprovals>

To get support, please navigate to the following url: <https://edart.cloudapps.cisico.com/help>

Thank You,  
Cisco ART Team

8

# Confirmation Email – Congratulations!!

