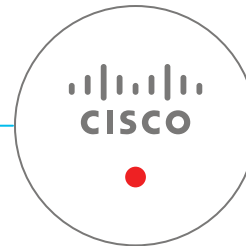
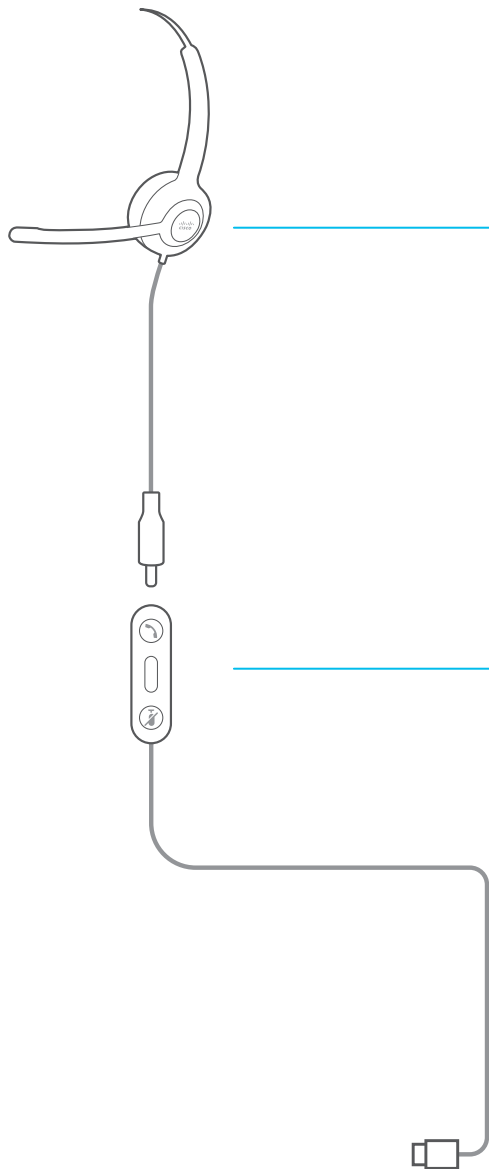


# Cisco Headset 520 Series



Incoming call	Blinking red	●
Active call	Steady red	●



Incoming call	Blinking green	☎
Active call	Steady green	☎
Muted call	Steady red	🚫



High Sound Pressure—Avoid listening to high volume levels for long periods to prevent possible hearing damage.

When you plug in your headset, lower the volume of the headset speaker before you put the headset on. If you remember to lower the volume before you take the headset off, the volume will start lower when you plug in your headset again.

Be aware of your surroundings. When you use your headset, it may block out important external sounds, particularly in emergencies or in noisy environments. Don't use the headset while driving. Don't leave your headset or headset cables in an area where people or pets can trip over them. Always supervise children who are near your headset or headset cables.

## Answer a call

Press  on the in-line controller.

## End a call

Hold  on the in-line controller for 2 seconds.

## Reject a call

Press  twice on the in-line controller.

## Adjust your volume

Press **+** and **-** on the in-line controller.



## Mute yourself on a call

Press  on the in-line controller.



## Unmute yourself on a call

Press  on the in-line controller



## End a call and answer an incoming call

1. Hold  until you hear a tone.
2. Press .

## End a call and resume a held call

3. Hold  until you hear a tone.
4. Select the call you would like to resume.
5. Press .

## Put a call on hold and resume a call

1. Press  on the in-line controller.
2. Optional: Select the call you'd like to resume.
3. Press  on the in-line controller.

For more information, visit:

<http://www.cisco.com/go/headsets>

Cisco and the Cisco logo are trademarks or registered trademarks of Cisco and/or its affiliates in the U.S. and other countries. To view a list of Cisco trademarks, go to this URL: [www.cisco.com/go/trademarks](http://www.cisco.com/go/trademarks). Third-party trademarks mentioned are the property of their respective owners. The use of the word partner does not imply a partnership relationship between Cisco and any other company. (1110R)